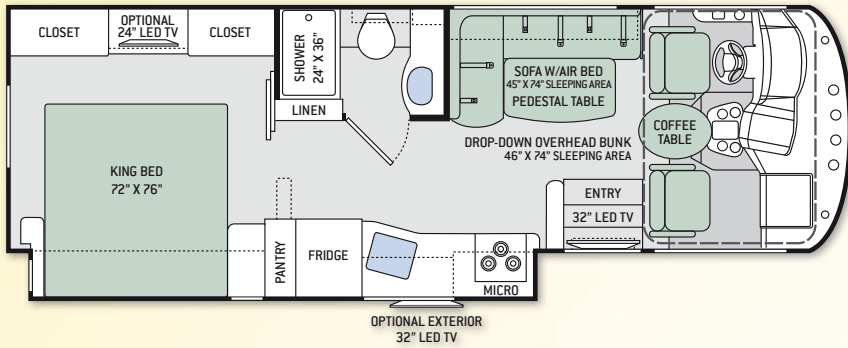
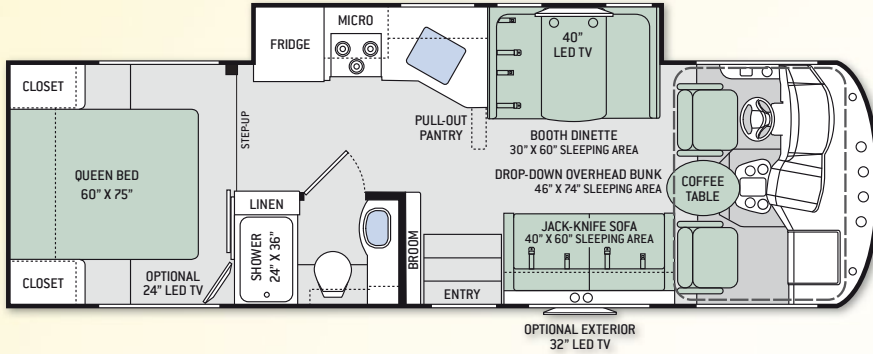


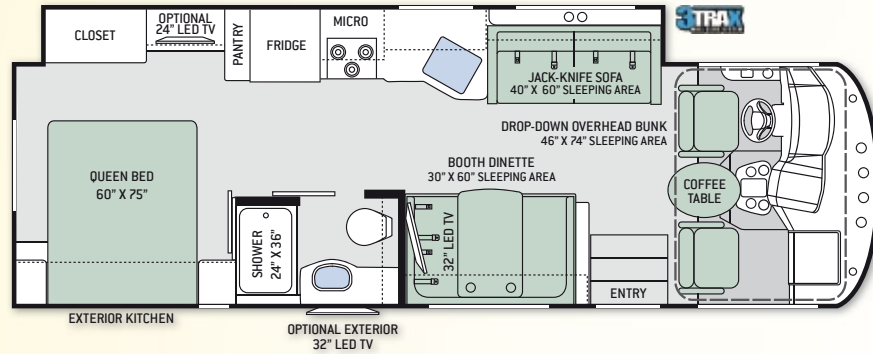
27.1



29.2

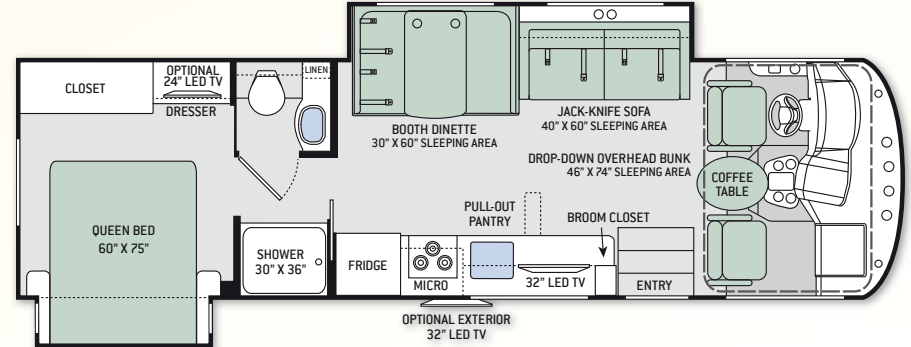


29.3

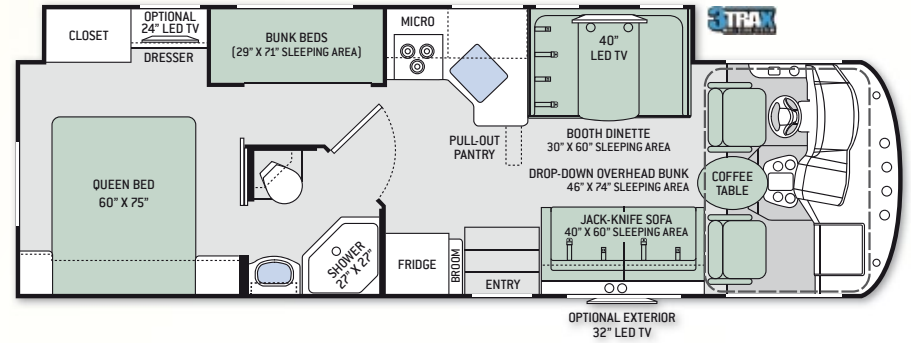


ACE

30.1



30.2



HARMONY HD-MAX® **HD MAX**




RHYTHM & BLUES HD-MAX® **HD MAX**

FLOOR PLAN	27.1	29.2	29.3	30.1	30.2
Chassis	Ford	Ford	Ford	Ford	Ford
Gross Vehicle (GVWR)	16,000	16,000	18,000	18,000	18,000
Gross Combined (GCWR)	23,000	23,000	23,000	23,000	23,000
Wheel Base	178"	190"	190"	190"	190"
Exterior Length (w/out ladder)	28'-8"	29'-8"	29'-8"	30'-10"	31'-5"
Exterior Height (w/iAC)	12'-2"	12'-2"	12'-2"	12'-2"	12'-2"
Exterior Width (w/out mirrors)	99"	99"	99"	99"	99"
Interior Height	84"	84"	84"	84"	84"
Awning Size	14'	14'	18'	14'	19'
Fuel (gal)	80	80	80	80	80
LPG (lbs)	88	88	88	88	88
Fresh/Waste/Gray Water (gal)	50 / 29 / 44	50 / 26 / 47	50 / 26 / 47	50 / 24.5 / 44	50 / 28 / 40
Water Heater (gal)	6	6	6	6	6
Furnace (BTUs)	30,000	35,000	35,000	35,000	35,000
Exterior Storage Capacity (cu. ft.)	80	117	48 (84 without Exterior Kitchen)	68	95



CONSTRUCTION & EXTERIOR

- Ford® F-53 Chassis - 6.8L Triton® V10 Engine, 362HP, 457 lb.-ft. Torque - TorqShift® 5-Speed Automatic Transmission with Overdrive
- One-Piece Fiberglass Front Cap
- Fully Welded Tubular Steel Welded Floor System
- Fully Welded Tubular Aluminum Roof & Sidewall Cage Construction
- Vacu-Bond Laminated Roof, Walls & Floor with High-Density Block Foam Insulation
- Premium One-Piece TPO Roof 
- HD-MAX® Exterior with Graphics Package
- Automatic Leveling Jacks with Touchpad Controls
- MEGA-Storage™ Compartment (29.2)
- Rotocast Storage Compartments
- Pet-Link™ Multi-Purpose Tie-Down
- Power Patio Awning with Integrated LED Lighting
- 3TRAX® Wall Slide System (29.3 & 30.2) 
- Frameless Windows
- Rubber Tread Entry Steps with Utility Storage & Motorhome Mudroom™ Compartment
- Single Electric Automatic Entry Step
- Outside Shower
- Roof Ladder

AUTOMOTIVE & COCKPIT

- Touchscreen AM/FM Dash Radio with CD Player & Back-Up Monitor
- Heated/Remote Exterior Mirrors with Integrated Side View Cameras
- Reclining/Swivel Leatherette Captain's Chairs with Stow-Away Coffee Table in between
- Windshield Privacy Shade
- Conversation Mirrors
- Bird's Eye™ Window
- Valve Stem Extenders on Rear Tires
- 19.5" Tires with Stainless Steel Wheel Liners
- 8,000-lb. Trailer Hitch
- Dash Workstation with 110-volt & 12-volt Outlets

INTERIOR

- Residential Vinyl Flooring
- 84" Interior Ceiling Height

- Hard Vinyl Ceiling
- LED Ceiling Lighting
- Ceiling Ducted Air Conditioning System
- Flat Panel Cabinet Doors with Nickel Finish Hardware
- Better Homes and Gardens® RV Fabric Collection
- Leatherette L-Shaped Sofa with Air Bed & Pedestal Table (27.1)
- Leatherette Jack-Knife Sofa (29.2, 29.3, 30.1 & 30.2)
- Leatherette Booth Dinette (29.2, 29.3, 30.1 & 30.2)
- Power Drop Down Hide-Away Overhead Bunk with Bunk Ladder
- Window Privacy Shades

INTERIOR OPTION

- 12-volt Attic Fan in Living Area

KITCHEN

- Double Door Refrigerator
- 3-Burner Gas Cooktop with Oven
- Microwave Oven
- Laminate Countertops
- Oversized Bowl Kitchen Sink with Single Handle Faucet
- Pull-Out Pantry
- Coat/Broom Closet with Hanging Hooks (29.2, 30.1 & 30.2)
- Waste & Recycling Containers
- Ball-Bearing Metal Drawer Guides

BEDROOM & BATHROOM

- Denver Mattress® King Size Bed (27.1)
- Denver Mattress® Queen Size Bed (29.2, 29.3, 30.1 & 30.2)
- Designer Headboard, Bedspread & Pillow Shams
- Bunk Beds (30.2)
- Linen Closets in the Hallway & Bathroom (27.1 & 29.2)
- Linen Closet in Bathroom (29.3 & 30.1)
- Pull-Out Kibble Station™ with FDA Approved Pet Bowl Liner
- Foot Flush Porcelain Toilet
- Curved Shower Rod with Micro Anti-Bacterial Shower Curtain (27.1, 29.2, 29.3 & 30.1)
- Shower with Glass Door (30.2)

BEDROOM & BATHROOM OPTION

- 12-volt Attic Fan in Bedroom

ENTERTAINMENT

- 40" LED TV in Living Area (29.2 & 30.2)
- 32" LED TV in Living Area (27.1, 29.3 & 30.1)
- Two (2) 13" LED TVs & DVD Player in Bunk Bed Area (30.2)
- Bluetooth® Coach Radio System in Bedroom with Exterior Speakers
- Power Charging Center for Electronics
- Cable TV Ready
- Exterior Kitchen with 2.6 cu. ft. Refrigerator, Sink, Portable Gas Grill & 1000-watt Inverter (29.3)

ENTERTAINMENT OPTIONS

- 24" LED TV in Bedroom
- Exterior 32" LED TV
- Storage Area with Shelf IPO Exterior Kitchen (29.3)

ELECTRICAL & PLUMBING

- Cummins Onan® RV QG 4000 Gas Generator
- 30-amp Detachable Shoreline Power Cord
- 13,500 BTU Roof Air Conditioner
- Emergency Start Switch
- Battery Disconnect Switch
- Below-Floor Mounted 6-gallon DSI Gas/Electric Water Heater (27.1, 29.2 & 30.1)
- Above-Floor Mounted 6-gallon DSI Gas/Electric Water Heater (29.3 & 30.2)
- Below-Floor Mounted 30,000 BTU LP Furnace (27.1)
- Below-Floor Mounted 35,000 BTU LP Furnace (29.2 & 30.1)
- Above-Floor Mounted 35,000 BTU LP Furnace (29.3 & 30.2)
- Water Heater Bypass System
- Enclosed & Heated Holding Tanks (27.1, 29.2 & 30.1)
- Enclosed Holding Tanks with Heat Pads (29.3 & 30.2)
- Systems Control Center

ELECTRICAL & PLUMBING OPTIONS

- 15,000 BTU Roof Air Conditioner
- Second Auxiliary House Battery



Thor Motor Coach is the industry leader in innovative design and builds a variety of unique styles, sizes and floor plans that feel custom-made – at a truly competitive price.

IMPORTANT—PLEASE READ: This brochure reflects product design, fabrication, material, components and specifications at the date of printing, which date is disclosed below. Please visit us online at ThorMotorCoach.com or consult with your selling dealership for the latest in standards, options, specification and technical information. Photographs in the brochure may depict optional equipment or may only be available in certain floor plans. Components, appliances and the chassis may have been manufactured in a calendar year before the vehicle's designated model year. All capacities are approximate. The actual length of the vehicle may differ from that indicated in the brochure due to variances in the manufacturing processes and/or installed components. All dry weights are based on standard model features and do not include optional features or equipment. Component part and appliance manufacturers issue limited warranties covering portions of the vehicle not covered under the limited warranty we issue. Copyright Thor Motor Coach, Inc. © 04/01/15 V2

YOUR LOCAL THOR MOTOR COACH DEALER



Made to fit.

P.O. Box 1486, Elkhart, IN 46515
Sales Department: 800.860.5658
Customer Service: 877.855.2867



ACEMotorhome.com