

FACTORY SELECT 195BH

FAMILY FRIENDLY LIGHT WEIGHT BUNKHOUSE



(Interior colors will vary from those shown above.)

YOUR SEARCH IS OVER WITH THE X-LITE FACTORY SELECT EDITION FROM WILDWOOD

Welcome to the Wildwood X-Lite Factory Select Edition (FS), stretching space beyond any in it's class. If you are looking for a light weight trailer, then the FS Edition is perfect for that spontaneous camping trip with your family. You can get rid of that old canvas tent and begin making memories you can share for a lifetime in your new Factory Select travel trailer by Wildwood.

BUILT IN LIMITED QUANTITIES - DON'T MISS YOUR OPPORTUNITY!

CHECK OUT THE VALUE, THEN CHECK OUT THE PRICE.

STANDARDS & OPTIONS

STANDARD FEATURES

8' WIDE
FULL INTERIOR STAND UP HEIGHT
13.5K BTU ROOF AIR CONDITIONER
3.2 CUFT ELECTRIC REFER
KITCHEN DRAWER W/ BALL BEARING GLIDES
MICROWAVE
12' AWNING
6 GAL GAS DSI WATER HEATER
WALK ON ROOF
2 BURNER COOK TOP
34 GAL FRESH WATER CAPACITY

20 LB LP BOTTLE
AUTOMATIC IGNITION FURNACE
MINI-BLINDS
WATER HEATER BY-PASS
LARGE, OPERABLE WINDOWS
ALPHA SUPERFLEX ROOFING SYSTEM
MONITOR PANEL
RADIAL TIRES
SUPER LUBE AXLES

AVAILABLE OPTIONS

STABILIZER JACKS
SPARE TIRE & CARRIER
SINGLE DOOR 3.2 CUFT RV REFER G/E
SKYLIGHT OVER TUB
TV ANTENNA W/ BOOSTER
DVD/MP3/CD/FM STEREO



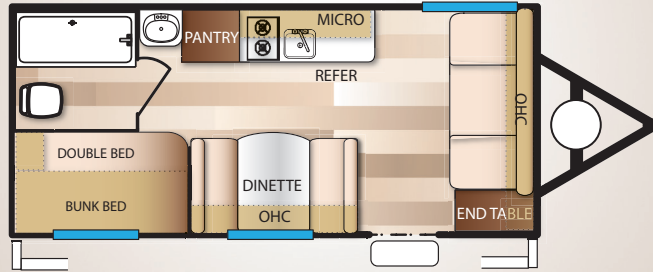
X-LITE FACTORY SELECT EDITION BY WILDWOOD FLOORPLANS & SPECS

MANUFACTURED BY FOREST RIVER INC.



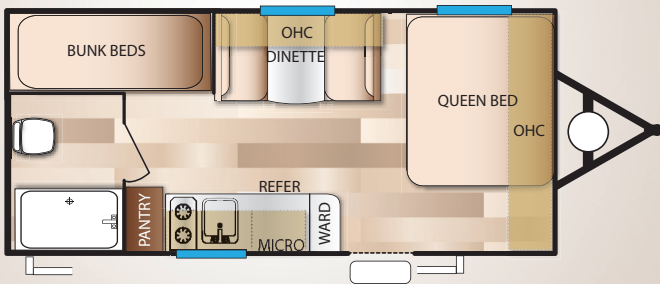
180BH

DRY WEIGHT: 3,559 LBS.



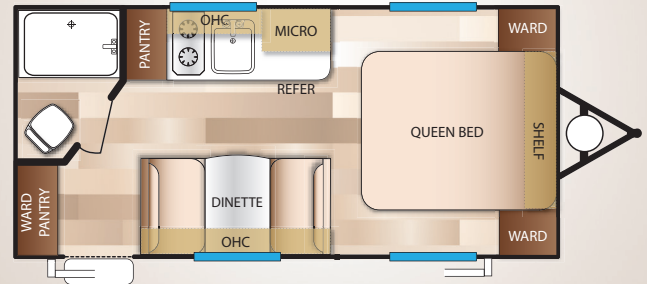
195BH

DRY WEIGHT: 3,003 LBS.



195RB

DRY WEIGHT: 3,334 LBS.



THE PERFECT LIGHT WEIGHT TRAVEL TRAILER

The Wildwood X-Lite Factory Select Edition offers three versatile floorplans that meet any of your camping needs. Built with different family sizes in mind, the FS Edition floorplans can accommodate varied camping styles with the ease of a tow friendly travel trailer. Discover the outdoors in a whole new way with the X-Lite Factory Select Edition by Wildwood.

BUILT IN LIMITED QUANTITIES - DON'T MISS YOUR OPPORTUNITY!

	180BH	195BH	195RB
HITCH WEIGHT	327 lbs.	400 lbs.	399 lbs.
UVW	3,559 lbs.	3,003 lbs.	3,334 lbs.
GVWR	7,391 lbs.	3,903 lbs.	4,399 lbs.
CCC	3,832 lbs.	900 lbs.	1,065 lbs.
EXTERIOR LENGTH	21' 10"	21' 4"	21' 4"
EXTERIOR HEIGHT	10'	9' 8"	9' 8"
EXTERIOR WIDTH	96"	96"	96"
FRESH WATER	34 gal	34 gal	34 gal
GREY WATER	28 gal	25 gal	28 gal
BLACK WATER	30 gal	25 gal	30 gal
AWNING SIZE	12'	12'	12'

YOUR LOCAL FACTORY SELECT DEALER



(180BH FS Edition Shown)

All information contained in this brochure is believed to be accurate at the time of publication. However, during the model year, it may be necessary to make revisions and Forest River, Inc. reserves the right to make all such changes without notice, including prices, colors, materials, equipment and specifications as well as the addition of new models and the discontinuance of models shown in this brochure. Therefore, please consult with your Forest River, Inc., dealer and confirm the existence of any materials, design or specifications that are material to your purchase decision. CONSULT YOUR LOCAL DEALER FOR WARRANTY INFORMATION. Forest River, Inc. 920 W. Mayberry Ave., Hemet, CA 92543.
www.forestriverinc.com/wildwood | www.forestriveraccessories.com