

SYNERGY[®]

SPRINTER BY THOR MOTOR COACH

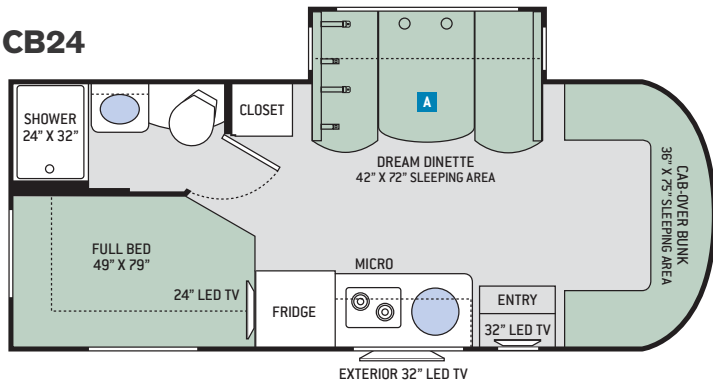


 **THOR**[®]
MOTOR COACH

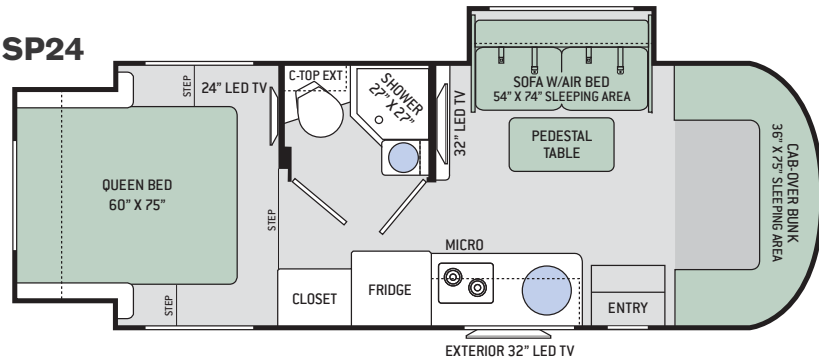
Made to fit.

Floor Plans

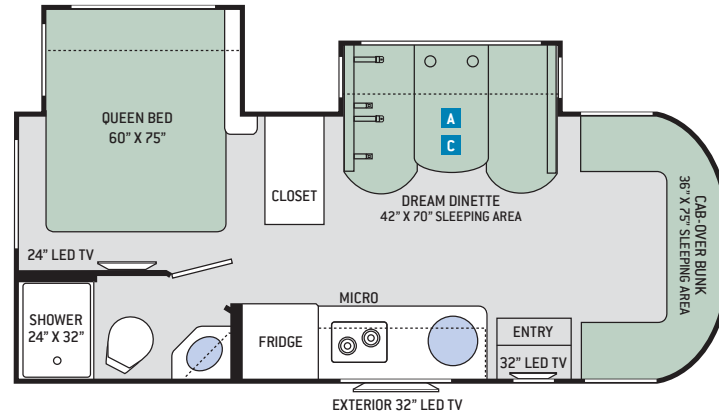
CB24



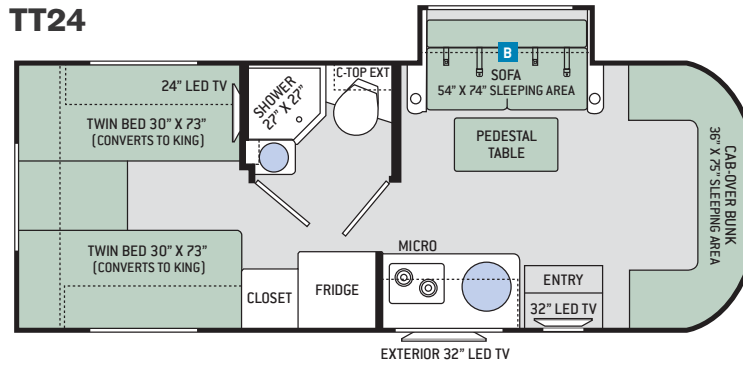
SP24



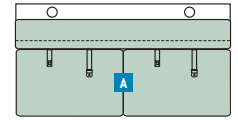
SD24



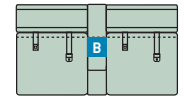
TT24



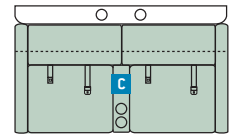
OPTIONS



PEDESTAL TABLE
OPTIONAL SOFA W/AIR BED
54" X 74" SLEEPING AREA



OPTIONAL RECLINING
THEATER SEATING



OPTIONAL RECLINING
THEATER SEATING

Specifications

	CB24	SD24	SP24	TT24
Chassis	Mercedes-Benz Sprinter	Mercedes-Benz Sprinter	Mercedes-Benz Sprinter	Mercedes-Benz Sprinter
Gross Vehicle (GVWR)	11,030	11,030	11,030	11,030
Gross Combined (GCWR)	15,250	15,250	15,250	15,250
Wheel Base	170.3"	170.3"	170.3"	170.3"
Exterior Length (w/o ladder)	24'-3"	24'-7"	24'-7"	25'-9"
Exterior Height (w/ AC)	10'-10"	10'-10"	10'-10"	10'-10"
Exterior Width (w/o mirrors)	90"	90"	90"	90"
Interior Height (living area)	80"	80"	80"	80"
Awning Size	14'-6"	14'-6"	11'	11'
Fuel (gal)	26.4	26.4	26.4	26.4
LPG (lbs)	68.2	68.2	68.2	68.2
Fresh/Waste/Gray Water (gal)	40 / 38 / 38	36 / 38 / 38	40 / 38 / 38	42 / 22 / 24
Water Heater (gal)	6	6	6	6
Furnace (BTUs)	30,000	30,000	30,000	30,000
Exterior Storage Capacity (cu. ft.)	49.6	35.9	39	62.9


Interior Decor



ARCTIC FROST



KITCHEN & BATH
COUNTERTOP



REGAL ONYX



DINETTE & BEDROOM
COUNTERTOP



SPARKLING WINE



RESIDENTIAL VINYL
FLOORING




HIGH-GLOSS GLAZED MILAN CHERRY



HIGH-GLOSS GLAZED MONTEREY MAPLE

Exterior Graphics



BLACK JACK



ROYAL FLUSH




CITY LIGHTS FULL-BODY PAINT



MING BLUE FULL-BODY PAINT

Features

CONSTRUCTION & EXTERIOR

- Welded Tubular Aluminum Floor System with Composite Floor Decking
- Welded Tubular Aluminum Roof & Sidewall Cage Construction
- Vacu-Bond Laminated Roof, Walls & Floor with Block Foam Insulation
- Premium One-Piece TPO Roof 
- Crown Roof
- One-Piece Fiberglass Front Cap
- One-Piece Lower Rear Cap
- HD-MAX® Exterior with Graphics Package
- Rotocast Storage Compartments
- Power Patio Awning with Integrated LED Lighting
- Slideout Room Awning
- Roof Ladder (CB24, SD24 & TT24)
- Electric Automatic Entry Steps
- Outside Shower
- Frameless Windows
- 5,000-lb. Trailer Hitch

CONSTRUCTION & EXTERIOR OPTION

- Full-Body Paint Package with Gel Coated Sidewalls
- Electric Stabilizing System (Standard on SD24)

AUTOMOTIVE & COCKPIT

- Touchscreen AM/FM Dash Radio with CD/DVD Player, Bluetooth® & Back-up Monitor
- Deluxe Heated/Remote Exterior Mirrors
- Wood Dash Applique
- Swivel, Leatherette Captain's Chairs
- Cockpit Carpet Mat
- Cruise Control
- Tilt Steering Wheel
- Windshield Privacy Curtain
- Fiberglass Running Boards
- Keyless Entry System
- Stainless Steel Wheel Liners
- Valve Stem Extensions on All Wheels
- Spare Tire

IMPORTANT—PLEASE READ: This brochure reflects product design, fabrication, material, components and specifications at the date of printing, which date is disclosed below. **Please visit us online at ThorMotorCoach.com or consult with your selling dealership for the latest in standards, options, specification and technical information.** Photographs in the brochure may depict optional equipment or may only be available in certain floor plans. Components, appliances and the chassis may have been manufactured in a calendar year before the vehicle's designated model year. All capacities are approximate. The actual length of the vehicle may differ from that indicated in the brochure due to variances in the manufacturing processes and/or installed components. All dry weights are based on standard model features and do not include optional features or equipment. Component part and appliance manufacturers issue limited warranties covering portions of the vehicle not covered under the limited warranty we issue. Copyright Thor Motor Coach, Inc. © MY 05/10/16

CONSTRUCTION & EXTERIOR OPTION

- Side View Camera System

INTERIOR

- Rubber Tread Entry Steps with Lighted Step Well
- Residential Vinyl Flooring Throughout
- 80" Interior Ceiling Height
- LED Lighting
- Manual Euro-Skylight
- Ceiling Ducted Air Conditioning System
- Cab-Over Bunk Ladder
- Leatherette Dream Dinette® Booth (CB24 & SD24)
- Leatherette Sofa w/Air Bed & Removable Pedestal Table (SP24)
- Leatherette Sofa Bed & Removable Pedestal Table (TT24)
- Pressed Laminate Countertops
- High-Gloss Glazed Cabinetry with Raised Panel Cabinet Doors & Nickel Finish Hardware
- Full Extension Metal Ball-Bearing Drawer Guides
- Window Privacy Roller Shades

INTERIOR OPTIONS

- Leatherette Sofa w/Air Bed & Removable Pedestal Table (CB24 & SD24)
- Leatherette Theater Seating with Footrest (SD24 & TT24)
- Single Child Safety Tether in Dinette (CB24 & SD24 - N/A with Sofa Option)
- Dual Child Safety Tether in Dinette (CB24 & SD24 - N/A with Sofa Option)

KITCHEN

- Double Door Refrigerator with Stainless Steel Door Inserts
- Protective Cover & Task Lighting Underneath Cabinets
- European 2-Burner Gas Cooktop with Glass Cover
- Convection Microwave Oven Below Cooktop
- Solid Surface Kitchen Countertop & Sink Cover
- Large Stainless Steel Single Bowl Sink & Faucet w/Pull-Down Sprayer
- Waste Basket

BEDROOM & BATHROOM

- Denver Mattress® Full Size Bed (CB24)
- Denver Mattress® Queen Size Bed (SD24 & SP24)

- Two (2) Denver Mattress® Twin Beds with Upholstered Covers – Converts to King Size Bed (TT24)
- Shower with Glass Door (CB24 & SD24)
- Shower with Curtain (SP24 & TT24)
- Foot Flush Porcelain Toilet
- Flip-Up Countertop Extension in Bathroom (SP24 & TT24)

BEDROOM & BATHROOM OPTION

- 12-volt Attic Fan with Cover in Bedroom (SP24, SD24 & TT24)

ENTERTAINMENT

- 32" LED TV in Living Area
- 24" LED TV in Bedroom
- Exterior 32" LED TV on Manual Swivel
- Cable TV Ready
- Digital TV Antenna
- Bluetooth® Coach Radio System w/DVD Player, HDMI Ready, App Control & Exterior Speakers
- Power Charging Center for Electronics

ELECTRICAL & PLUMBING

- Onan® RV QG 3600 LP Generator
- 30-amp Shoreline Power Cord
- Automatic Shoreline-to-Generator Transfer Switch
- Battery Disconnect Switch
- 13,500 BTU Low-Profile Air Conditioner
- Whole Coach Water Filtration System
- 6-gallon DSI Gas/Electric Water Heater
- Water Heater Bypass System
- Enclosed & Heated Holding Tanks (TT24)
- Black Tank Flush System
- Systems Control Center

ELECTRICAL & PLUMBING OPTIONS

- Onan® RV QD 3200 Diesel Generator
- 13,500 BTU Low-Profile Air Conditioner with Heat Pump IPO Standard Air Conditioner
- Second Auxiliary House Battery
- Holding Tanks with Heat Pads (CB24, SP24 & SD24)

YOUR LOCAL THOR MOTOR COACH DEALER



Made to fit.

thormotorcoach.com/synergy



P.O. Box 1486, Elkhart, IN 46515 Sales Department: 800.860.5658 Customer Service: 877.855.2867