

SOLITUDE

GRAND DESIGN
RECREATIONAL VEHICLES

Extended Stay • Extended Space • Extended Lifestyle



2013 / 2014

Welcome to a brand new era in extended-stay living!

GRAND DESIGN
RECREATIONAL VEHICLES



SOLITUDE

GRAND A DESIGN
RECREATIONAL VEHICLES

Affordable Luxury Fifth Wheel

Extended Stay Approved!™



If more room is what you desire, Solitude is the most spacious Extended Stay Fifth Wheel ever built! Solitude delivers taller ceilings, deeper cabinets, larger scenic window areas, a full 6' 8" tall slide-out and an exterior width that measures a full 101 inches! You may be looking for an extended stay fifth wheel to live in for months at a time... but you may want to live in this one for the rest of your life!





It's the fine details that separate luxury from the status quo. We go out of our way to appoint our Solitude with amenities that make you feel safe, secure and pampered... more like home. But this isn't just a "home away from home" this IS home!



The Grand Theatre™


379FL

There is nothing like the 379FL's groundbreaking new Grand Theatre™. Two hide-a-bed sofas transform this spacious living room into the ultimate bunking area!



379FL





(most models)

The hidden dining table drawer- very useful!



Tread Lite Aluminum steps: Ultra lightweight, super sturdy, won't rust!



(most models)

Our Rota-Flex pin box is so easy to use!



AM, FM, DVD, Bluetooth & Multiple Speaker Selections!



369RL

Stainless steel appliances bring the kitchen to life!



369RL

Cooking with class is the name of the game in this kitchen!



369RL



18 cu. Gas/Electric Residential-Size Refrigerator! (optional)

369RL



Grand Design's **Solitude** line of Fifth Wheels offer huge countertop space and residential-size pantry storage.







375RE

Our new 375RE provides a generous, wide-open space to entertain, converse, relax and rest. The addition of a sliding glass patio door truly opens the space up and provides plenty of warm, natural lighting.




320X



Our Master Suite's are gorgeous and spacious. They feature roomy closets, mirrored sliding doors and are prepped for a washer and dryer.



The under-bed storage compartment is completely finished inside and contains a jewelry tray plus a base-mounted lock box. The retractable ottoman is the perfect height to sit and comfortably dress.



Super bright LED lights* on the slideout help illuminate the storage bay doors and the optional hydraulic leveling system¹. The lights are an excellent safety addition which helps avoid night time head injuries.

*Available on most models

KEY FEATURES

INTERIOR FEATURES

- Residential Everpedic Mattress
- Oversized 30" Residential Microwave
- Solid Surface Countertops
- Dometic Premium Air Conditioning (15k BTU living room)
- Hardwood Cabinet Doors / Hidden Hinges
- Theatre Style HD TV w/ AM/FM/DVD/ Player / Bluetooth Capability
- Oversized Kitchen Island w/ Built in Curio Cabinet
- Electric Fireplace w/ 5 BTU Heater & Remote Control
- LED Lighting
- Washer/Dryer Prep (all models)
- Smoke Detector/LP Alarm/Carbon Monoxide Alarm
- TV Prep in Bedroom



Our exclusive **Weather-Tek™** thermal shield system provides extreme comfort under extreme climate conditions.

CONSTRUCTION STD. FEATURES

- High-Gloss Fiberglass Sidewalls
- Aluminum Frame Construction
- Under-Carriage Spare Tire
- Mega-Frame Chassis Platform w/ Over-Sized Storage Compartments
- Steel Slam-Latch Baggage Door Handles
- Kinro Frameless Windows
- No-Rust Aluma-Step Aluminum Entry Step
- 50 Amp Service w/ Detachable Power Cord
- 7,000 lb. Axles (6,000 on X-Series)
- Battery Disconnect
- Color-Matched Fender Skirt
- Heated and Enclosed Universal Travel Center w/ Winterizing Kit
- Trail-Air Roto-Flex Pin Box (NA on X-Series)
- Equa-Flex Suspension
- Correct Track Axle Alignment System
- LED Safety Light Package
- Powder Coated Heavy Duty Rear Ladder
- Painted Front Cap
- Sat/Cable Pre-Wire for all TV outlets
- 16" Aluminum Wheels w/ Radial Tires
- One Piece Seamless Rubber Roof
- Enclosed and Heated Basement w/ Heated Holding Tanks
- Heated Travel Center w/Whole- House Water Filtration System
- Upgraded Furnace w/ Dual-Zone Central Panel
- Heated Storage Compartments
- Thermal Technology Insulation
- R-34 Roof Insulation
- R-30 Floor Insulation
- R-11 Wall Insulation
- R-24 Slide Floors


INTERIOR/EXTERIOR OPTIONS

INTERIOR / APPLIANCE

- 12' / 18' Side-By-Side Refrigerator Upgd.
- Bedroom TV
- Swivel Recliners IPO Theatre Seats
- Heat Pump A/C
- Bedroom A/C
- Convection Microwave
- King Bed Upgrade (All Models)
- Free Standing Dinette (368RD Only)
- Tri-Fold Hide-a-Bed (All Models)
- Bedroom Fantastic Fan

EXTERIOR

- 12v Tank Heaters
- Automatic Leveling System
- Generator Prep
- Slide-Out Awnings (3-Slide)
- Slide-Out Awnings (5-Slide)
- Dual Pane Windows
- Goodyear Tire Upgrade



The Solitude Storage Bays and Utility Center are well lit and easy to access via our unique split cargo door system. This is the "cleanest" exterior storage bay in the industry.

FIFTH WHEELS

305RE

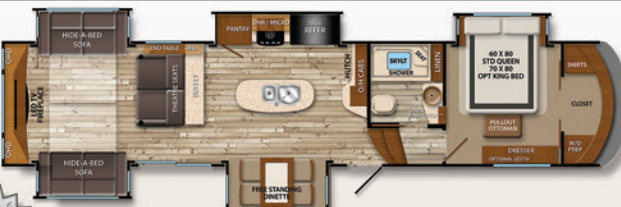


GVWR* 16,000 lbs.
Dry Weight 12,200 lbs. **
Hitch Weight 2,500 lbs. **
Axle Rating 7,000 lbs. (x2)
Fresh Tank 54 gal.
Gray Tank 90 gal.

Black Tank 45 gal
Width 101"
Height 12' 11" ***
Length 35' 11" ***
Water Heater 12 gal.
Furnace 35k BTU
A/C (main) 15k BTU



375RE



GVWR* 16,000 lbs.
Dry Weight 13,612 lbs. **
Hitch Weight 2,924 lbs. **
Axle Rating 7,000 lbs. (x2)
Fresh Tank 54 gal.
Gray Tank 101 gal.

Black Tank 49 gal
Width 101"
Height 12' 11" ***
Length 42' 6" ***
Water Heater 12 gal.
Furnace 35k BTU
A/C (main) 15k BTU

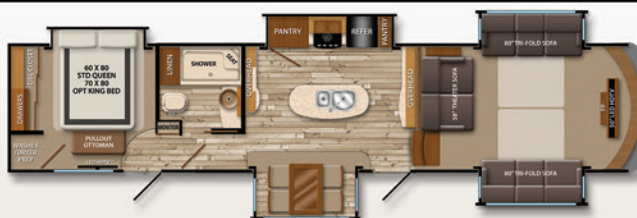
365DEN



GVWR* 16,000 lbs.
Dry Weight 14,180 lbs. **
Hitch Weight 3,252 lbs. **
Axle Rating 7,000 lbs. (x2)
Fresh Tank 54 gal.
Gray Tank 75 gal.

Black Tank 78 gal
Width 101"
Height 12' 9" ***
Length 41' 6" ***
Water Heater 12 gal.
Furnace 35k BTU
A/C (main) 15k BTU

379FL



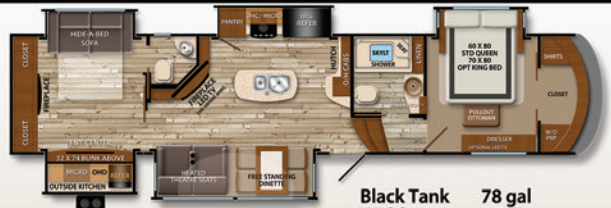
GVWR* 16,000 lbs.
Dry Weight 13,800 lbs. **
Hitch Weight 3,000 lbs. **
Axle Rating 7,000 lbs. (ea.)
Fresh Tank 54 gal.
Gray Tank 90 gal.
Black Tank 45 gal

Width 101"
Height 12' 11" ***
Length 42' 6" ***
Water Heater 12 gal.
Furnace 35k BTU
A/C (main) 15k BTU



X-SERIES

366DEN



GVWR* 16,000 lbs.
Dry Weight 14,252 lbs. **
Hitch Weight 3,178 lbs. **
Axle Rating 7,000 lbs. (x2)
Fresh Tank 54 gal.
Gray Tank 75 gal.

Black Tank 78 gal
Width 101"
Height 12' 9" ***
Length 41' 6" ***
Water Heater 12 gal.
Furnace 35k BTU
A/C (main) 15k BTU

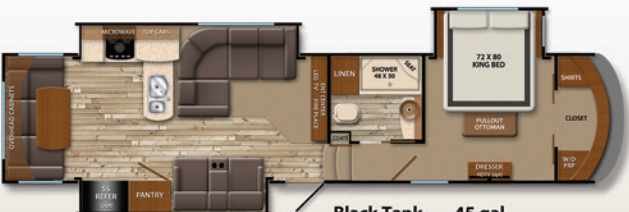
320X



GVWR* 15,000 lbs.
Dry Weight 11,580 lbs. **
Hitch Weight 2,480 lbs. **
Axle Rating 6,000 lbs. (x2)
Fresh Tank 54 gal.
Gray Tank 50 gal.

Black Tank 45 gal
Width 101"
Height 12' 11" ***
Length 34' 9" ***
Water Heater 12 gal.
Furnace 35k BTU
A/C (main) 15k BTU

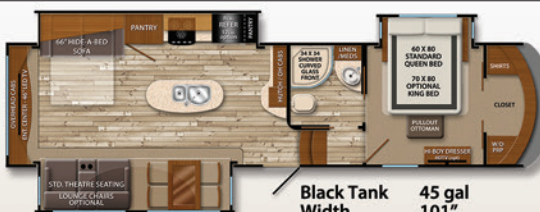
368RD



GVWR* 16,000 lbs.
Dry Weight 12,500 lbs. **
Hitch Weight 2,600 lbs. **
Axle Rating 7,000 lbs. (x2)
Fresh Tank 54 gal.
Gray Tank 90 gal.

Black Tank 45 gal
Width 101"
Height 12' 11" ***
Length 38' 11" ***
Water Heater 12 gal.
Furnace 35k BTU
A/C (main) 15k BTU

325X



GVWR* 15,000 lbs.
Dry Weight 11,580 lbs. **
Hitch Weight 2,480 lbs. **
Axle Rating 6,000 lbs. (x2)
Fresh Tank 54 gal.
Gray Tank 50 gal.

Black Tank 45 gal
Width 101"
Height 12' 11" ***
Length 35' 9" ***
Water Heater 12 gal.
Furnace 35k BTU
A/C (main) 15k BTU

369RL



GVWR* 16,000 lbs.
Dry Weight 12,650 lbs. **
Hitch Weight 2,600 lbs. **
Axle Rating 7,000 lbs. (x2)
Fresh Tank 54 gal.

Gray Tank 90 gal
Black Tank 45 gal
Width 101"
Height 12' 11" ***
Length 38' 11" ***
Water Heater 12 gal.
Furnace 35k BTU
A/C (main) 15k BTU



Because of our commitment to continuous product improvement, Grand Design Recreational Vehicles reserves the right to change components, standards, options, specifications, and materials without notice and at any time. Photos may show optional equipment which may not be included in the standard purchase price of the featured unit. Be sure to review current product details with your local dealer before purchasing.

Your Local Dealer is:

574-825-8000

www.GrandDesignRV.com

Grand Design RV
11333 County Road 2
Middlebury, IN 46540