

ROCKWOOD TENT CAMPERS

ROCKWOOD
PROVIDING OUTDOOR FUN SINCE
1974



ROCKWOOD TENT CAMPERS

LIMITED
FREEDOM
EXTREME SPORTS PACKAGE
PREMIER
HIGH WALL
HARD SIDE





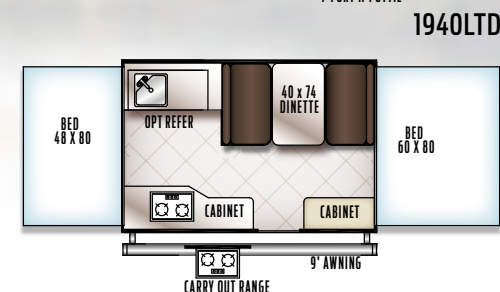
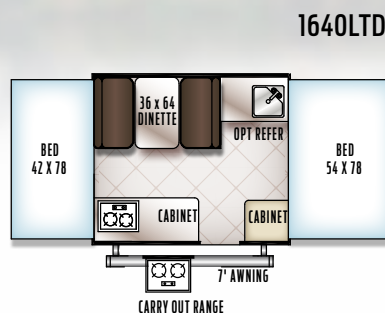
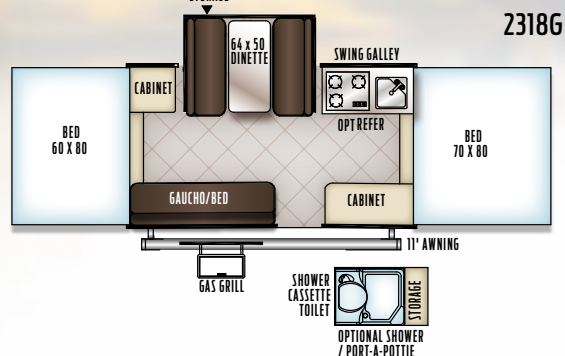
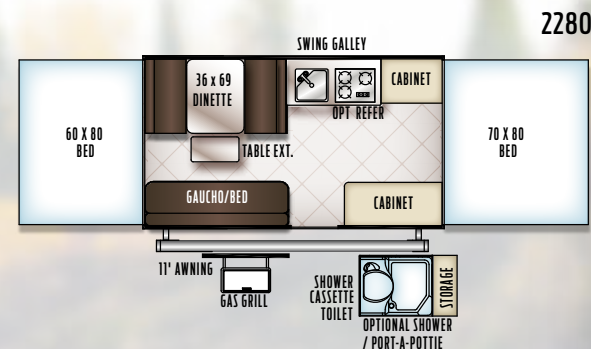
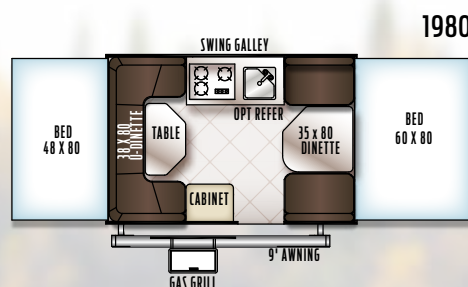
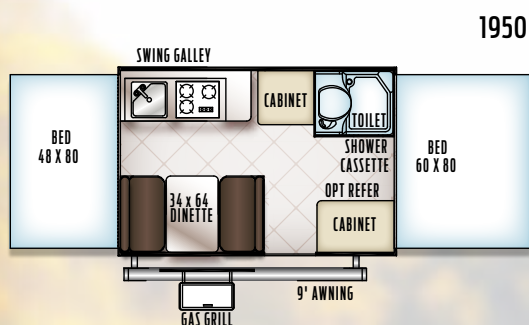
MODEL NO.
2318G

Freedom

MAKING YOUR INVESTMENT GO A LONG WAY. Rockwood takes pride in packing the most value possible into our Freedom series. Finding the perfect fit for the specific needs of your active family is made easier by the wide variety of floor plans available. While each model comes standard with many features, you still have flexibility to incorporate as many options as you choose to fit your camping preferences.

MODEL NUMBER	1950	1980	2280	2318G	1640LTD	1940LTD
Unloaded Vehicle Weight*	1997	1896	2278	2439	1465	1608
Base Dry Hitch Weight	230	255	289	263	162	195
Base Dry Axle Weight	1748	1622	1970	2157	1284	1394
Cargo Capacity	1233	1359	1011	824	857	747
Box Size	10'	10'	12'	12'	8'	10'
Trailer Size (Closed w/ Hitch)	15' 4"	15' 4"	17' 3"	17' 3"	12' 1"	14' 5"
Height (Closed)	66"	66"	66"	66"	64"	64"
Trailer Length (Open)	20' 1"	20' 1"	23' 10"	23' 10"	17' 1"	20' 1"
Fresh Water Capacity	26	26	26	26	10	10

The Unloaded Vehicle Weight (UVW) listed represents the weight of one trailer with that model's standard equipment including the content of specified option packages. * See back cover for further specification definitions.





MODEL NO.

2280BHESP



Extreme Sports Package

WELCOME TO THE ROCKWOOD EXTREME SPORTS PACKAGE (ESP),

a camper designed for active couples and families. Whatever the preference; mountain biking, canoeing, paddle boarding or surfing, the ESP camping trailers are designed to allow you to make the most of your outdoor experience.

BUILT FOR 21ST CENTURY CAMPING.

The ESP package has interior features targeted for the modern, active lifestyle including a Digital Media Receiver with Bluetooth, MP3 player, USB and auxiliary ports, WiFi Ranger WiFi Booster, recharging station with (2) additional USB ports, LED interior lighting and more.

CARGO CARRYING VERSATILITY.

The Rockwood ESP camper features ProRac Systems, Inc. permanent mount cross bars that provide a load-bearing surface for securing up to 150 lbs. of a wide variety of outdoor sports equipment.

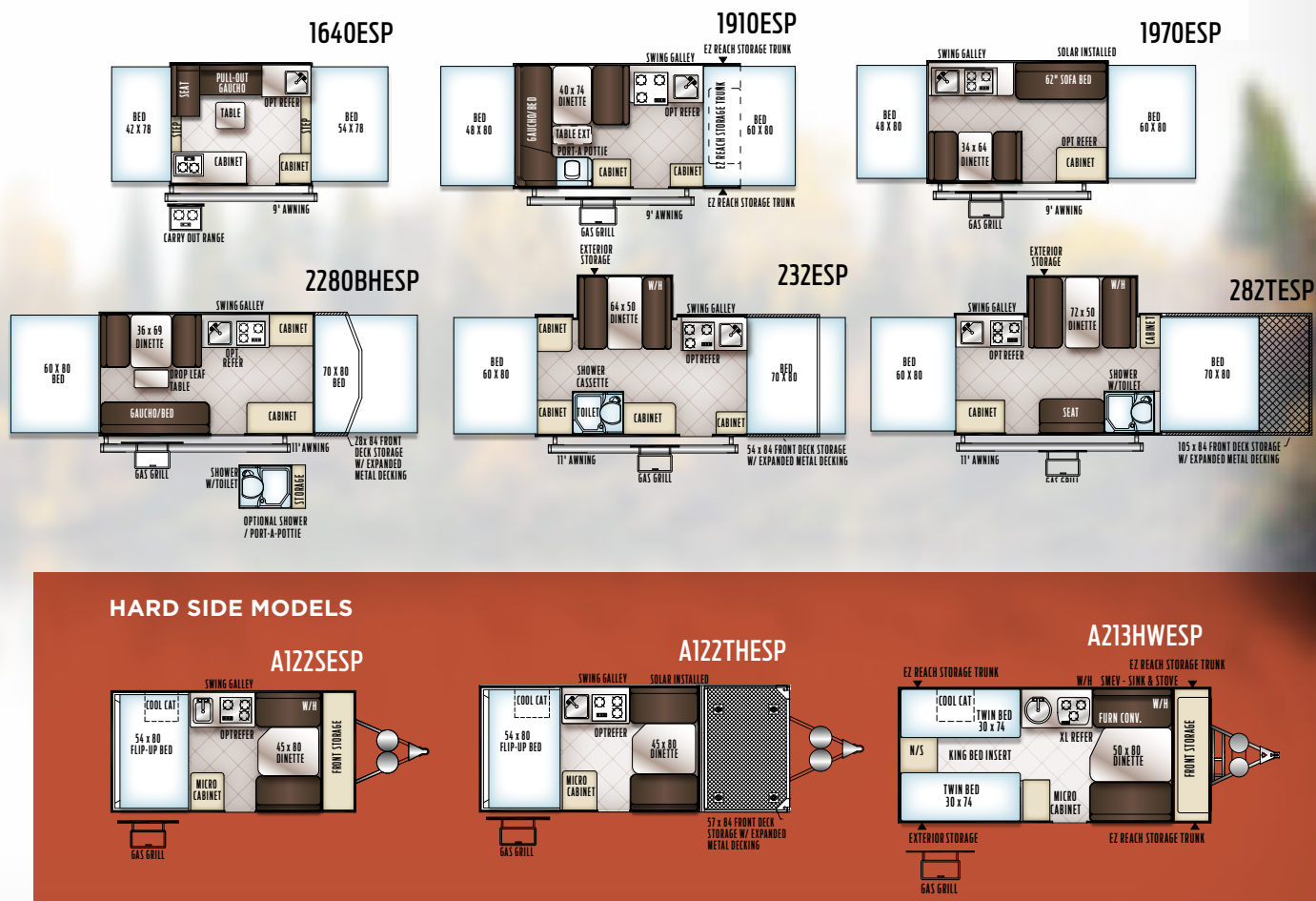
UNBOUNDED ADVENTURE.

Distinctive fender flairs and 15" Mud Rover Radial Tires with Aluminum Wheels that provides for 12" ground clearance to go anywhere.

MODEL NUMBER	1640ESP	1910ESP	1970ESP	2280BHESP	232ESP	282TESP	A122THESP	A122SESP	A213HWESP
Unloaded Vehicle Weight*	1722	2180	2076	2559	2933	3377	2392	2272	2604
Base Dry Hitch Weight	178	254	234	338	294	221	346	290	302
Base Dry Axle Weight	1525	1907	1823	2202	2620	3118	2008	1944	2264
Cargo Capacity	656	724	808	1279	861	1844	1454	1518	1198
Box Size	8' 4"	10'	10'	12'	12'	12'	12'	12'	14'
Trailer Size (Closed w/ Hitch)	12' 1"	17' 1"	15' 4"	19' 2"	22' 5"	26' 8"	22' 1"	19'	20' 10"
Height (Closed)	71"	71"	71"	74"	74"	74"	71"	71"	71"
Trailer Length (Open)	17' 1"	20' 4"	20' 1"	23' 10"	26' 5"	30' 8"	--	--	--
Fresh Water Capacity	20	20	20	26	26	26	26	26	26

The Unloaded Vehicle Weight (UVW) listed represents the weight of one trailer with that model's standard equipment including the content of specified option packages.

* See back cover for further specification definitions.





MODEL NO.

2716G

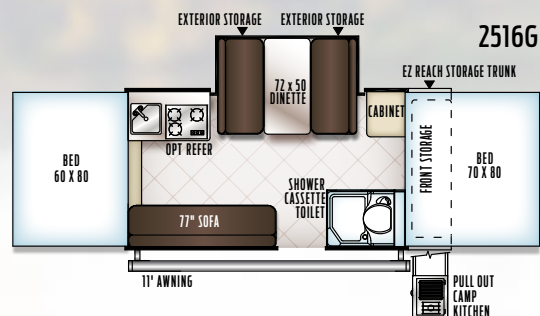
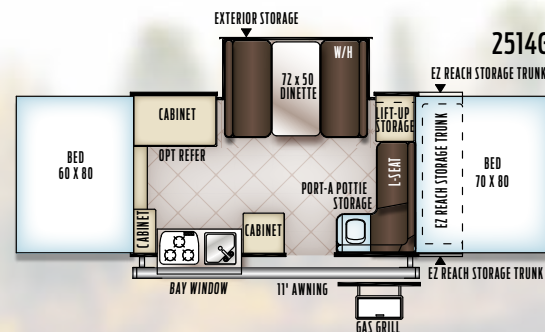
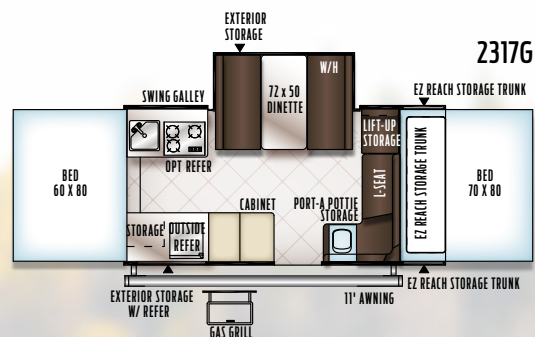


Premier

THE ROCKWOOD PREMIER IS THE TOP TENT CAMPER ON THE MARKET TODAY. The expansive EZ Reach storage trunk for that extra cargo space, a comfortable, heated, inner-spring mattress, for a peaceful night's sleep, large slide out dinette for a more spacious interior and the convenient power lift system for easier setup are some of the basic features that really make your camper a Premier.

MODEL NUMBER	23176	25146	25166	27166
Unloaded Vehicle Weight*	2795	2955	2785	2831
Base Dry Hitch Weight	292	386	296	370
Base Dry Axle Weight	2484	2550	2470	2442
Cargo Capacity	497	431	511	539
Box Size	12'	12'	12'	14'
Trailer Size (Closed w/ Hitch)	18' 10"	18' 10"	18' 10"	19' 2"
Height (Closed)	69"	69"	69"	69"
Trailer Length (Open)	23' 9"	23' 9"	23' 9"	25' 9"
Fresh Water Capacity	26	26	26	26

The Unloaded Vehicle Weight (UVW) listed represents the weight of one trailer with that model's standard equipment including the content of specified option packages. * See back cover for further specification definitions.





MODEL NO.

HW276





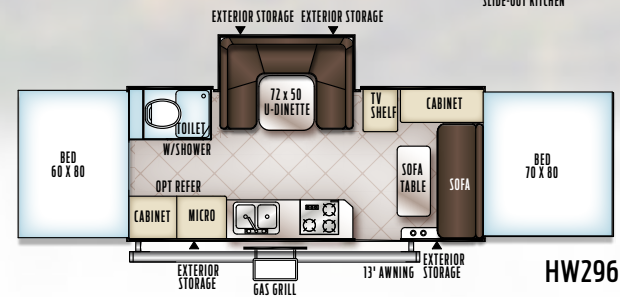
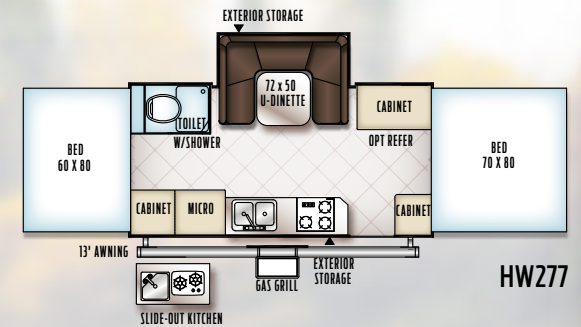
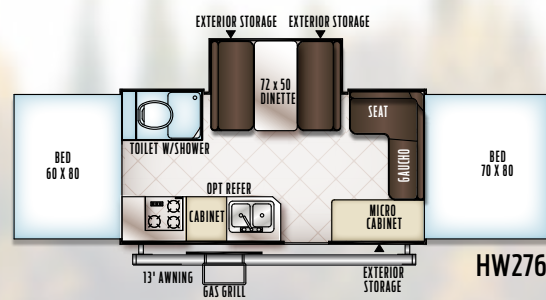
High Wall

KISS THE CAMPGROUND BATH HOUSE GOODBYE.

Welcome to the Rockwood High Wall Series. We have designed this series for the camping family who wants the refinement of larger vacationing units in a light-weight camper. Ample counterspace, upgraded appliances, convenient pull-up curtains providing a wide view of the surroundings and tasteful interiors make this camper a gorgeous option to experience.

MODEL NUMBER	HW276	HW277	HW296
Unloaded Vehicle Weight*	3249	3334	3721
Base Dry Hitch Weight	296	380	371
Base Dry Axle Weight	2915	2916	3312
Cargo Capacity	547	546	1278
Box Size	14'	14'	16'
Trailer Size (Closed w/ Hitch)	19' 3"	19' 3"	21' 3"
Height (Closed)	79"	79"	81"
Trailer Length (Open)	25' 9"	25' 9"	27' 9"
Fresh Water Capacity	26	26	26
Gray Water Capacity	12	12	12
Black Water Capacity	12	12	12

The Unloaded Vehicle Weight (UVW) listed represents the weight of one trailer with that model's standard equipment including the content of specified option packages.* See back cover for further specification definitions.





MODEL NO.
A122S



Hard Side

QUITE POSSIBLY THE BEST OF BOTH WORLDS. When you combine the solid exterior of a travel trailer with a Premier tent camper, you get the Rockwood Hard Side Series, giving your camping experience the best of both worlds. Bringing a smooth, fiberglass vacuum bonded exterior with a quick, easy set up, while retaining the towing and storage advantages of a tent camper, the Hard Side camper is the perfect blend.



Gas Strut Lift Assist (Std. Hard Side Models w/ Manual Lift Roof Only)



Molded LP Bottle Covers (Std. Hard Side & Hard Side High Wall)

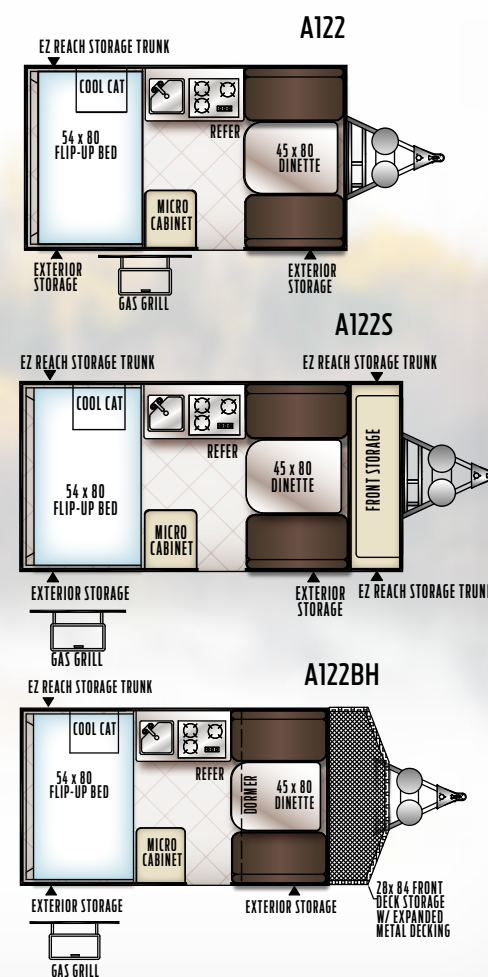


Hard Side & Hard Side High Wall Awning & Screen Room option. (Shown on A122S.)



MODEL NUMBER	A122	A122S	A122BH
Unloaded Vehicle Weight*	2014	2120	2267
Base Dry Hitch Weight	222	284	307
Base Dry Axle Weight	1754	1798	1922
Cargo Capacity	1208	1164	1040
Box Size	12'	12'	12'
Trailer Size (Closed w/ Hitch)	17' 1"	18' 10"	19' 2"
Height (Closed)	61"	61"	61"
Fresh Water Capacity	26	26	26

The Unloaded Vehicle Weight (UVW) listed represents the weight of one trailer with that model's standard equipment including the content of specified option packages. * See back cover for further specification definitions.





MODEL NO.

A214HW



Hard Side High Wall

EVER GET MORE THAN YOU EXPECT?

That is what you get with the Rockwood Hard Side High Wall Series. What appears to be another easy to tow, convenient to store camping trailer transforms into a fully equipped camper with many of the amenities commonly found in today's travel trailers.

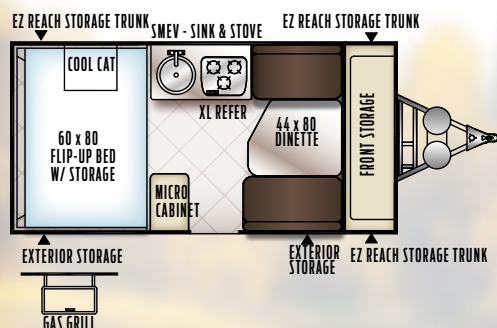


Power Roof Lift Assist

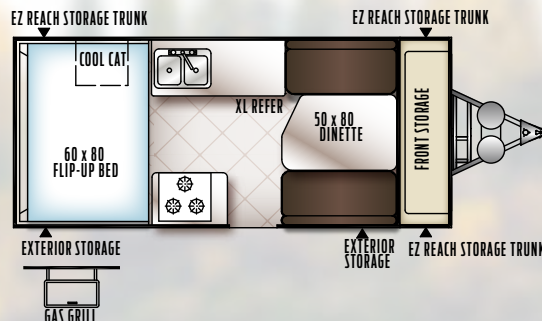
MODEL NUMBER	A192HW	A212HW	A213HW	A214HW	A215HW
Unloaded Vehicle Weight*	2312	2526	2670	2700	2638
Base Dry Hitch Weight	341	311	372	353	350
Base Dry Axle Weight	1933	2177	2296	2309	2250
Cargo Capacity	1029	785	702	653	712
Box Size	12'	14'	14'	14'	14'
Trailer Size (Closed w/ Hitch)	18'10"	20'10"	20'10"	20'10"	20'10"
Height (Closed)	65"	67"	67"	68"	68"
Fresh Water Capacity	26	26	26	26	26

The Unloaded Vehicle Weight (UVW) listed represents the weight of one trailer with that model's standard equipment including the content of specified option packages. * See back cover for further specification definitions.

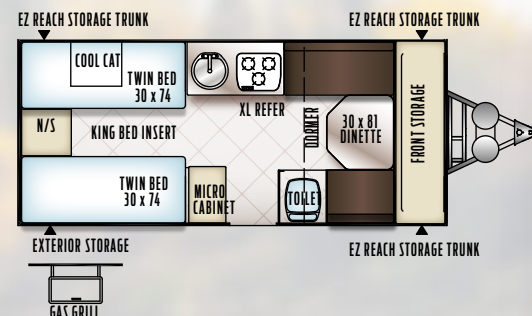
A192HW



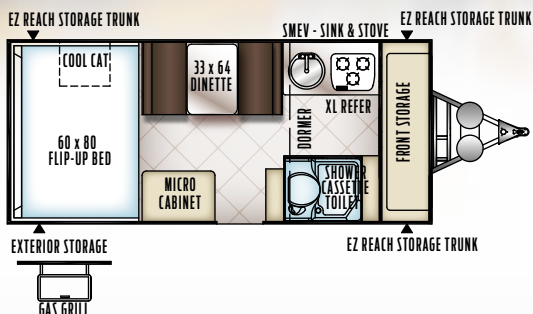
A212HW



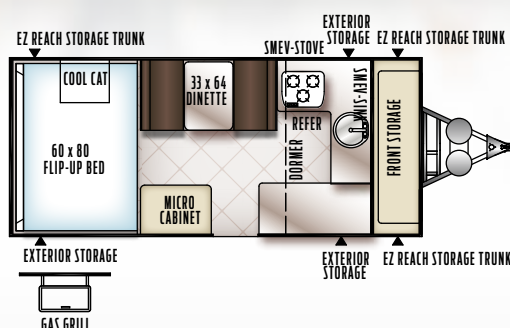
A213HW



A214HW



A215HW



FRONT DORMER STANDARD:
A213HW, A214HW & A215HW ONLY



Superior Construction

QUALITY BUILT PRODUCTS DON'T HAPPEN ALL BY THEMSELVES.

Here's why we're the best:

- A** Three Stage Double Arm Lifter Posts (NA Hard Side)
- B** Fiberglass Vacuum Bonded Radius Roof w/ No Center Seam (NA Hard Side)
- C** Five-Piece Vinolon Supreme Tenting (NA Hard Side)
- D** E-Z Crank Down Stabilizer Jacks w/Sand Pads
- E** Full Perimeter Aluminum Bed Frames (NA Hard Side)
- F** Plywood Bunk Ends (NA Hard Side)
- G** Seven-Way Pigtail Wiring
- H** Under Floor 20 Gallon Fresh Water Tank (LTDs 11 Gallon Above Floor)
- I** Powder Coated Tubular Steel Frame
- J** Powder Coated Rafter Poles and Bed Bows (NA Hard Side)
- K** Air Conditioner Reinforcing Laminated Into Roof (NA Hard Side)
- L** Nitrogen Filled Steel Belted Radial Tires
- M** Easy Lube System (Except LTDs)
- N** Smooth Fiberglass Vacuum Bonded Exterior (NA on Freedoms)
- O** One-Piece Door (Except LTDs & Hard Side)
- P** Under Awning LED Lighting (Except LTD's & Hard Sides)



Dexter Torflex

(Standard on Premier, High Wall and Hard Side Models)

- Independent wheel suspension and self-damping action
- Rubber cushioning eliminates metal-to-metal contact.
- Forged torsion arm for maximum strength

Most models are also equipped with E-Z Lube® System and Nev-R-Adjust® Brakes.

Popular Features

JUST A FEW FEATURES THAT PROVE OUR



A Toylok Mounted Locking System (Std. 2280BH, 2280BHESP, 232ESP, 282TESP, HW316TH, A122BH, A122TH Only)

B Heated Mattress (Std. Opt.)

C Swing Down Galley (Except LTDs, Hard Side, High Wall)

D Metal Full Extension Drawer Guides (Std.)

E Solar Panel Prep (Std. all models) The Zamp 40 amp. portable solar panel shown is sold separately.

F Three Speed Ventilation Fan (Except LTDs.)

G Water Pump with Filter (Std.)

H Outside Grill with Work Table (Std. Freedom, Premier, Hard Side, High Wall)

I Add-a-Room with Privacy Panels (Opt. all Models Except Hard Side)

J Power Lift (Std. Premier, High Wall and 232ESP, 282TESP Opt. Freedom /LTD)

K WiFi Ranger WiFi Booster, providing a secure WIFI connection from your WIFI. (NA on Ltd's)

L Easy Glide Scissorpole Bed Supports (Except LTDs)


M Bike Rack Option (Most Models)

N Under Awning LED Light (All Models Except LTD's and Hard Sides)

tures

WORTH.

- O One-Piece Door** (Except LTD's, Hard Side) and Large Entry Assist Handle (Except LTD's)
- P Beautiful Hardwall Shower** with a residential-style flush toilet complete with 12-gallon black and gray water holding tank and monitor panel. (Std. High Wall)
- Q Hanging Wardrobe**
(Opt. all Models Except Freedom, Hard Side & LTD's)
- R Outside Shower** (Incl. w/ Hot Water Pkg: Std: Premier, Hard Side, High Wall and Opt: Freedom)
- S AM/FM Stereo with Bluetooth and USB ports.**
(N/A LTD & Freedom)
- T Easy Opening Deluxe Pull-up Curtains.**
(Std. Premier and High Wall)
- U Double Entry Step** (Std. 232ESP, 282TESP A213HWESP Models, All HW Models, and Hard Side A212HW, A213HW, A214HW)
- V Black Water Hose Storage** (Std. HW models)
- W LED Bunk Light** (Std. Premier & High Wall)
- X Molded LP Bottle Covers**
(Std. Hard Side, High Wall Only)
- Y EZ Reach Storage Trunk** (Some Models)
- Z ProRac Roof Mounted Cross Bars w/ Opt. Bike and Kayak Carrier attachments.** (All ESP Models)



Standards & Options

ROCKWOOD FREEDOM, ESP, PREMIER, HIGH WALL & HARD SIDE CAMPERS



MODELS	LTD	F	ESP	P	HW	HS
STANDARD & OPTIONAL FEATURES						
Maple Interior with "Wood-Look" Linoleum	--	--	--	S	S	S
Driftwood Interior with "Wood-Look" Linoleum	S	S	S	--	--	--
Two-Tone Seating	S	S	--	S	S	S
"Leather Appearance" Seating	--	--	S	--	--	--
Residential Style Kitchen Faucet	S	S	S	S	--	--
Stainless Steel Look Appliances and Sink	--	--	--	S	S	S
Double Pan Sink with High Rise Faucet (HS: A212HW Only)	--	--	--	--	S	S*
Electric Water Pump	S	S	S	S	S	S
Hot Water Package (Incl. Water Filter, Outside Shower, Six Gallon DSI Hot Water Heater, Demand Water Pump) (Opt. F: 1980, ESP: 1910ESP, 1970ESP) (Std. F: 1950, 2270, 2280, 2318G, ESP: 2280BHESP, 232ESP, 282TESP)	--	S/O*	S/O*	S	S	S
Port-a-Potty (ESP: 1910ESP, A122THESP, A213HWESP, P: 2514G HS: A122, A122S, A122BH, A192HW, A212HW, A215HW Only)	--	--	S*	S*	--	S*
Residential Flush Toilet in Cabinet (HS: A213HW Only)	--	--	--	--	--	S*
Shower and Cassette Toilet Package Incl. Cabinet w/ Shower, Cassette Toilet and Shower Curtain. (Opt. F: 2280, 2318G, ESP: 2280BHESP) (Std. F: 1950 ESP: 232ESP, 282TESP, P: 2516G, 2716G)	--	S*/O*	S*/O*	S*	--	S*
Hard Wall Shower with Residential Flush Toilet and Monitor for Holding Tanks, Battery and Water Pump Switch	--	--	--	--	S	--
Hard Wall Shower w/ Residential Flush Toilet (HS: A214HW Only)	--	--	--	--	--	S*
Spray Away Utility Hose	--	--	S	--	--	--
Antifreeze Inlet to Bypass Fresh Water Tanks	S	S	S	S	S	S
When Winterizing	S	S	S	S	S	S
Fold Over Galley with Upper and Lower Storage (Std. P: 2514G Only)	S	--	--	S*	--	--
Two Burner Free-Standing Range	S	--	--	--	--	--
Swing Level Galley with Storage (N/A P: 2514G)	--	S	S	S*	--	--
Permanently Mounted 3-Burner Indoor Range w/ Stove Cover	--	S	S	--	--	--
Permanently Mounted 3-Burner Indoor Range w/ Glass Stove Top Cover	--	--	--	S	--	S

MODELS	LTD	F	ESP	P	HW	HS
Three Burner Glass Top Stove with Oven (HS: A212HW Only)	--	--	--	--	S	S*
Microwave	--	--	--	--	S	S
Large Built-In Icebox	S	S	S	S	--	--
110V Electric Outside Accessible Refer (P: 2716G, 2317G Only)	--	--	--	S*	--	--
3 Way Refer 1.9 cu. ft.	0	0	0	--	--	--
3 Way Refer 2.5 cu. ft.	--	--	--	0	--	S
Extra Large 3 Way Refer (HS: A192HW, A212HW, A213HW, A214HW Only)	--	--	--	--	0	S*
Free Standing Lite-Ply Table-High Pressure Laminate (Most Models)	S	S	S	S	S	S
Comfortable Family Style Dinette w/ 4" Cushions	S	S	S	S	S	S
Residential Style Raised Panel Doors	--	--	--	S	S	S
Wood Drawers w/ Full Extension Metal Guides	S	S	S	S	S	S
Large Clothes Bar	--	--	--	S	S	S
Hanging Wardrobe	--	--	--	0	0	0
Hanging Pantry	--	0	0	0	0	--
USB Charging Ports	--	S	S	S	S	S
Digital Media Receiver w/ AM/FM Stereo, Bluetooth, MP3 Player, USB & Aux. Ports	--	--	S	S	S	S
TV Outlet with Cable and Satellite Hook Up	--	S	S	S	S	S
30 Amp Detachable Power Cord w/ Storage Bag	--	S	S	S	S	S
25 Amp Converter w/ Built in Battery Charger (ESP: 1640ESP)	S	--	S*	--	--	--
35 Amp Converter w/ Built in Battery Charger	--	S	S	S	S	S
12V Safety Breaker	S	S	S	S	S	S
Roof Vent	S	--	--	--	--	--
Three Speed Ventilation Fan	--	S	S	S	S	S
Air Conditioner Wiring Kit	0	0	0	0	0	--
10k BTU Cool Cat Heat Pump	--	--	--	--	--	S
13.5k BTU Low Profile Air Conditioner (Factory Installed)	--	--	--	--	0	--
15k BTU Low Profile Air Conditioner (Factory Installed)	--	--	--	--	0	--
20k BTU Forced Air Furnace w/ Electric Ignition	0	0	0	0	0	0
Interior Floor Lights	--	--	--	--	S	S
2 Ceiling LED Lights and Jacks for Accessories	S	--	--	--	--	--
2 Ceiling LED Lights	--	--	--	--	--	S

MODELS	LTD	F	ESP	P	HW	HS
3 Ceiling LED Lights and Jacks for Accessories	--	S	S	S*	--	--
4 Ceiling LED Lights and Jacks for Accessories (C: 627D Only)	--	--	--	S*	S	--
Bunk LED Light with Fan	--	--	--	S	S	--
LED Bunk Light (F: 2318G ESP: 232ESP, 282TESP Only)	--	S*	S*	S	S	--
LP Leak/Carbon Monoxide Detector	S	S	S	S	S	S
Privacy Curtains	S	CP	CP	CP	CP	S
Deluxe Pull Up Curtains	--	--	--	S	S	--
Roof Valances	--	CP	CP	CP	CP	--
Storage Net Over Bunks	--	S	S	S	S	--
Quilted Top Bed Mattresses	S	S	S	--	--	--
Deluxe Memory Foam Quilted Top Bed Mattresses (HS: A213HW, A213HWESP Twin Beds Converts to King)	--	--	--	--	--	S*
Quilted Top Memory Foam Mattresses (HS: A122, A122S, T12RBBH, SE: T12RBTSE Only)	--	--	S*	S	S	S*
Quilted Top 60" x 80" Memory Foam Mattresses (HS: A192HW, A212HW, A214HW Only)	--	--	--	--	--	S*
Thermostatically Controlled Heated Mattresses (HS: A122, A122S, A122BH, A192HW, A212HW, A214HW Only)	S	S	S	S	S	S*
Leaf-Spring Axle	S	S	S	--	--	--
Independent Torsion Axles	--	--	--	S	S	S
Easy Lube Axles	--	S	S	S	S	S
Spare Tire, Cover and Mount	S	TP	TP	TP	TP	S
12" Radial Tires	S	--	--	--	--	--
13" Radial Tires w/ Aluminum Wheels (HS: Except A212HW, A213HW, A214HW, A215HW)	--	S	--	S	--	S*
14" Radial Tires w/ Aluminum Wheels (Std. HS: A212HW, A213HW, A214HW, A215HW)(Note: Dual Axle Models HW296)	--	--	--	--	S	S*
15" Mud Rover Radial Tires, Aluminum Wheels (Std. ESP: A213HWESP, A122THESP, A122SESP, 1910ESP, 1970ESP, 1640ESP, 2280BHESP) w/ Shocks (Std. ESP: 232ESP, 282TESP Only) (Note: Dual Axle 282TESP)	--	--	S*	--	--	S*
Electric Brakes	0	S	S	S	S	S
Slam Latches on Front Trunk Side Doors (P: 2317G, 2514G, 2516G Only)	--	--	--	S*	--	--



MODELS	LTD	F	ESP	P	HW	HS
EZ Reach Storage with Sliding Tray All Front Trunk Models and Rear O/D Under Bed Storage (HS: A192HW, A212HW, A214HW, A215HW ESP: A213HWESP)	--	S*	S*	S*	--	S*
28.5" Front Storage Deck w/ 200 # Weight Capacity (Std. ESP: 2280BHESP, HS: A122BH Only)	--	--	S*	--	--	S*
54" Frt. Storage Deck w/ 650 # Wt. Capacity (Std. ESP: 232ESP)	--	S*	S*	--	--	--
57" Frt. Storage Deck w/ 650 # Wt. Capacity (Std. ESP: A122THESP)	--	--	S*	--	--	--
105" Front Storage Deck w/ 1300 # Weight Capacity (Std. ESP: 282TESP)	--	--	S*	--	--	--
Toylok Mounted Locking System (ESP: All Models, HS: A122BH)	--	--	S	--	--	S*
Pull out Camp Kitchen (2516G only)	--	--	--	S*	--	--
(4) Bike Rack (N/A ESP: 232ESP, 282TESP, A122THESP, Note: HS: A122 - 2 Bikes only)	0	0*	0*	0	0*	0*
ProRac Systems Permenate Mount Cross bars (Std. on all except LTD and Freedom, N/A on Dormer Units)	--	--	S	S	S	S
ProRac Systems Upright Bike Carrier	--	--	0	0	0	0
ProRac Systems Kayak Carrier	--	--	0	0	0	0
ProRac Systems Load Stops	--	--	0	0	0	0
ProRac Systems Tie Downs	--	--	0	0	0	0
Power Lift System (Std. ESP: 232ESP, 282TESP)	0	0*	0*	S	S	--
Gas Strut Lift Assist (HS: N/A HW Models)	--	--	--	--	--	S*
Power Roof Lift Assist (ESP: A213HWESP HS: A122BH, A192HW, A212HW, A213HW, A214HW, A215HW Only)	--	--	--	--	--	S*
Front Dormer (HS: A122BH, A214HW and A215HW Only)	--	--	--	--	--	S*
Built-in A-Frame Mounting Provision for Equalizer						
Hitch Bar Installation	S	S	S	S	S	S
Battery Box and Wiring Kit	0	S	S	S	S	S
Solar Panel Prep	S	S	S	S	S	S
40 Watt Solar Panel	0	0	0	0	0	0

MODELS	LTD	F	ESP	P	HW	HS
100 Watt DC Roof Mount Solar Panel with 300 Watt AC Invertor (Std. 1970ESP & 122THESP, N/A all others units)	--	--	S*	--	--	S*
20 lb. LP Bottle	S	S	S	S	--	--
Dual 20 lb. LP Bottles with Cover and Automatic LP Regulator (Std. ESP: 232ESP, 282TESP, 2280BHESP Only)	0	0	0*	0	--	--
Dual 20 lb. LP Bottles with Molded Hard Cover and Automatic LP Regulator	--	--	--	--	S	S
Diamond Plated Lower Front Cap	--	--	--	S	S	S
Chrome Diamond Plated Front and Side Skirt	--	--	S	--	--	--
Awning	S	S	S	S	S	--
LED Under Awning Light Strip	--	S	S	S	S	--
Awning/Screen Room	--	--	--	--	--	0
Screen Room w/ Privacy Panels	0	0	0	0	0	--
Outdoor Gas Grill w/ Worktable	0	S	S	S	S	S
Outside Speaker	--	--	S	S	S	S
Patio Light (LTD: 1940LTD Only)	S*	CP	CP	CP	S	S
Courtesy Light on Front (ESP: 2280BHESP, 232ESP, 282TESP HS: All Models)	--	--	S*	--	--	S
110V Exterior Outlet (1940LTD only)	S*	CP	CP	CP	S	S
Black Water Hose Storage	--	--	--	--	S	--
Door Step	S	TP	--	TP	--	S*
Double Door Step (ESP: All Models, HW: All Models, HS: A212HW, A213HW, A214HW, A215HW)	--	--	TP	--	TP	S*
One Piece Screen Door	--	S	S	S	S	--
Vented Entrance Door Window w/ Screen	--	--	--	--	--	S
Folding Grab Handle (N/A 1640ESP)	--	S	S*	S	S	S
Exterior Graphic Design	S	S	--	S	S	S
Travel Pack (Incl. Spare Tire, Tire Bracket, Tire Cover, Installed Step)	--	0	0	0	0	--
Convenience Pack (Incl. Privacy Curtains, Roof Valances, A/C Bracing, Patio Light, 110V Exterior Outlet)	--	0	0	0	0	--

MODELS	LTD	F	ESP	P	HW	HS
STANDARD CONSTRUCTION FEATURES						
Completely Enclosed Living Area	--	--	--	--	--	S
Fiberglass Vacuum Bonded Roof with Metal Interior Roof	--	--	--	--	--	S
Large Rear Roof Tinted Sky Light with Shade	--	--	--	--	--	S
Two Front Roof Tinted Windows with Shades	--	--	--	--	--	S
Fiberglass Vacuum Bonded Radius Roof w/ No Center Seam	S	S	S	S	S	--
Steel Air Conditioner Reinforcing Laminated Into Roof	S	CP	CP	CP	S	--
CP 3-Stage Double Arm Lifter Posts	S	S	S	S	S	--
Smooth Oyster Fiberglass Vacuum Bonded Exterior w/ Black Accents	--	--	--	S	S	S
Lower Door Operational in Closed Position	S	S	S	S	S	--
Five Piece Sectionalized Vinolon Supreme Tenting	S	S	S	S	S	--
Tent Permanently Attached on Bunk Ends and Slide Out	S	S	S	S	S	--
Plywood Bunk Ends	S	S	S	S	S	--
Full Perimeter Aluminum Bed Frames	S	S	S	S	S	--
Easy Glide Scissor Pole Bed Supports	--	S	S	S	S	--
Powder Coated Rafter Poles and Bed Bows	S	S	S	S	S	--
Tinted Vinyl Windows	S	S	S	S	S	--
Large, Opening Picture Window	--	--	--	--	--	S
One Piece Undercoated Structure Wood Floor	S	S	S	S	S	S
Powder Coated Tubular Steel Frame	S	S	S	S	S	S
Rear Crank Down Stabilizer Jacks w/ Sand Pads	S	--	--	--	--	--
(4) E-Z Crank-Down Stabilizer Jacks w/ Sand Pads	--	S	S	S	S	S
Seamless, High Density Polyethylene Wheel Wells	S	S	S	S	S	S
11 Gallon Fresh Water Tank	S	--	--	--	--	--
Under Floor 20 Gallon Fresh Water Tank	--	S	S	S	S	S
12 Gallon Gray Water Holding Tanks	--	--	--	--	S	--
2000 lb. Tongue Jack w/ Swivel Wheel	S	S	S	S	S	S
Power Front Jack	--	--	--	--	0	0
7-Way Pigtail Plug	S	S	S	S	S	S
WiFi Ranger WiFi Booster	--	S	S	S	S	S

LTD = LIMITED, F = FREEDOM, ESP = EXTREME SPORTS PACKAGE, P = PREMIER, HW = HIGH WALL, HS = HARD SIDE / HARD SIDE HW & HARD SIDE ESP, S = STANDARD, 0 = OPTIONAL, -- NOT AVAILABLE,

TP OR CP = OPTION PACKS, * = SELECTED MODELS, STANDARDS & OPTIONS ARE SUBJECT TO CHANGE.

FREE MEMBERSHIP
to Forest River Owners' Group

www.forestriverfrog.com



CUSTOMER SATISFACTION



www.ForestRiverBuyLocal.com



PRE-DELIVERY INSPECTION FACILITY

20,000 square feet of quality assurance. The bare essentials for a premium product. This state-of-the-art facility gives immediate daily feedback to production for quality assurance in every unit built.

24/7 EMERGENCY ROADSIDE ASSISTANCE

For a worry-free ownership experience

Forest River includes one

year of Coach-Net RV Technical & Roadside

Assistance with each RV purchase. Whether

new to the RV lifestyle or an experienced RV enthusiast,

Forest River owners have 24/7 access to technical,

operational and emergency road service

coverage throughout the US & Canada.

Coach-Net's fast, dependable

service is just a phone

call away.

Coach-Net®

RV Technical & Roadside Assistance



Rockwood Geo Pro Travel Trailers



Rockwood Mini Lites and Roos



Rockwood Ultra Lite
Travel Trailers & Fifth Wheels



Rockwood Signature Ultra Lite TT, Fifth Wheel and
Windjammer

Specification Definitions

GVWR (Gross Vehicle Weight Rating) - is the maximum permissible weight of the unit when fully loaded. It includes all weights, inclusive of all fluids, cargo, optional equipment and accessories. For safety and product performance do NOT exceed the GVWR.

GAWR (Gross Axle Weight Rating) - is the maximum permissible weight, including cargo, fluids, optional equipment and accessories that can be safely supported by a combination of all axles.

UVW (Unloaded Vehicle Weight)* - is the typical weight of the unit as manufactured at the factory. It includes all weight at the unit's axle(s) and tongue or pin and LP Gas. The UVW does not include cargo, fresh potable water, additional optional equipment or dealer installed accessories.

*Estimated average based on standard build optional equipment.

CCC (Cargo Carrying Capacity)** - is the amount of weight available for fresh potable water, cargo, additional optional equipment and accessories. CCC is equal to GVWR minus UVW. Available CCC should accommodate fresh potable water (8.3 lbs per gallon). Before filling the fresh water tank, empty the black and gray tanks to provide for more cargo capacity.

** Estimated average based on standard build optional equipment

Each Forest River RV is weighed at the manufacturing facility prior to shipping. A label identifying the unloaded vehicle weight of the actual unit and the cargo carrying capacity is applied to every Forest River RV prior to leaving our facilities.

The load capacity of your unit is designated by weight, not by volume, so you cannot necessarily use all available space when loading your unit.

ROCKWOOD WARRANTY

For details on Rockwood's complete warranty program, see your Rockwood dealer. When it comes to backing products with the same quality and commitment it does when it begins the manufacturing process, the only name you have to remember when you're looking for a recreational vehicle is Rockwood. Rockwood offers the following additional limited warranties to the original purchasers. Consult written warranty for details.

1. Five-year roof warranty (Excludes Hardsides), 2. Twenty-five-year floor warranty, 3. Five-year frame warranty, 4. Five-year tent warranty, 5. Ten-year warranty on torsion axle suspension, 6. Limited lifetime warranty of lifter system (Excludes Hardsides).



Learn More

Scan this barcode using a QR Reader on your smart phone to learn more about Forest River.



A Berkshire Hathaway company.



201 WEST ELM MILLERSBURG, IN 46543 WWW.FORESTRIVERINC.COM/ROCKWOOD 574.642.2640

YOUR ROCKWOOD DEALER

All information contained in this brochure is believed to be accurate at the time of publication. However, during the model year, it may be necessary to make revisions and Forest River, Inc., reserves the right to make all such changes without notice, including prices, colors, materials, equipment and specifications as well as the addition of new models and the discontinuance of models shown in this brochure. Therefore, please consult with your Forest River dealer and confirm the existence of any materials, design or specifications that are material to your purchase decision. Litho. U.S.A. FOR 1478 W: 2017.10.16